



Schaerer optional accessories.

Schaerer offers accessories designed to match your professional coffee machine. Learn all about coolers for fresh milk, cup warmers, syrup stations and cup dispensers here.

Content

Schaerer Coffee Soul

10 and 12

Placement options

Matching optional accessories

4

5

6

Schaerer Coffee Skye

Placement options

Matching optional accessories

11

12

13

Schaerer Coffee Club

Matching optional accessories

17

17



Schaerer Coffee Soul 10 and 12.

Design your machine – express individuality.

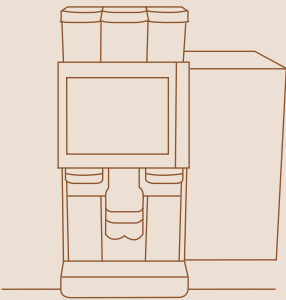
Placement options.



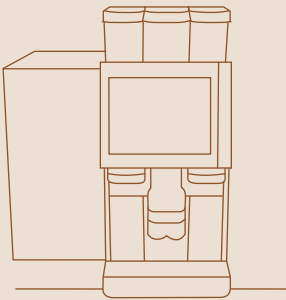
Schaerer Coffee Soul 10



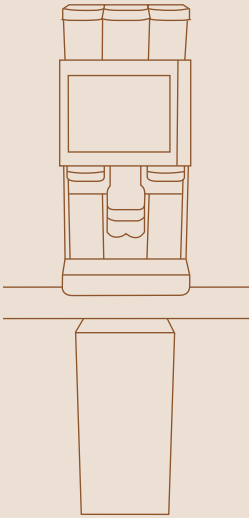
Schaerer Coffee Soul 12




Right side cooling unit*



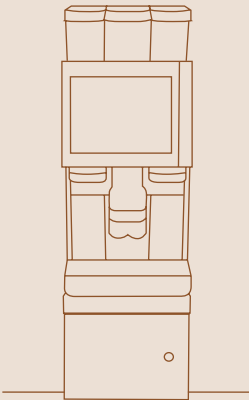
Left side cooling unit*




Under-counter cooling unit, 10 l*



Under-counter cooling unit, 2x10 l*



Under-machine cooling unit



Centre Milk

Application options for cooling units.



Side cooling unit on the right or left of the machine.

Dimensions	Width: 250 mm, depth: 393 mm, height: 569 mm
Weight	16 kg
Milk capacity	1 x 10 litres
Power supply	1L, N, PE: 220-240V~ 50/60Hz = 150W, 10-16A
Colours	Black matt or stainless steel

The external cooling unit allows for the storage of up to 10 litres of fresh milk. When a beverage is prepared, the Schaerer Coffee Soul 10 and 12 draw the required milk directly from the cooling unit, which can be placed to the right or left of the machine.



Under-counter cooling unit

Dimensions	Width: 250 mm, depth: 393 mm, height: 569 mm
Weight	16 kg
Milk capacity	1 x 10 litres
Power supply	1L, N, PE: 220-240V~ 50/60Hz = 150W, 10-16A
Colours	Black matt

The external cooling unit makes it possible to store up to 10 litres of fresh milk. When a beverage is prepared, the Schaerer Coffee Soul 10 and 12 draw the required milk directly from the cooling unit, which is placed under the counter to save space - also available as Centre Milk*.



Twin Milk / Backup Milk

Dimensions	Width: 250 mm, depth: 393 mm, height: 569 mm
Weight	16 kg
Milk capacity	2 x 4.5 litres
Colours	Black matt or stainless steel

Twin Milk: The external cooling unit offers space for two different types of milk, each with a capacity of 4.5 litres. And shortly before each container is empty, a notification appears. Since the milk is not dispensed through two completely separate systems, cross-contamination is possible.

Backup Milk: Two containers with the same milk. When the first container is empty, the machine automatically switches to the second. This keeps the machine operational and gives you time to refill the first container. The two under-counter cooling units in 1x10l and 2x10l are also available as Centre Milk.



Under-machine cooling unit

Dimensions	Width: 345 mm, depth: 533 mm, height: 295 mm
Weight	22 kg
Milk capacity	1 x 9.5 litres
Colours	Black matt, stainless steel

The under-machine cooling unit allows for the storage of up to 9.5 litres of fresh milk. When a beverage is prepared, the Schaerer Coffee Soul 10 and 12 draw the required milk directly from the cooling unit, which is placed under the machine to save space.



Centre Milk*

Dimensions	Width: 250 mm, depth: 393 mm, height: 569 mm
Weight	16 kg
Milk capacity	1 x 10 litres
Colours	Black matt or stainless steel

The external cooling unit makes it possible to store up to 10 litres of fresh milk. When a beverage is prepared, the Schaerer Coffee Soul 10 and 12 draw the required milk directly from the cooling unit, which, to save space, is placed between two machines instead of one cooling unit per machine.



Under-counter cooling unit 2 x 10 l

Dimensions	Width: 470 mm, depth: 469 mm, height: 665 mm
Weight	35 kg
Milk capacity	2 x 10 litres
Colours	Black matt

The large Schaerer cooling unit is available in three variants: Twin Milk, Backup or Centre Milk*.

Twin Milk: The external cooling unit offers space for two different types of milk, each with a capacity of 4.5 litres. And shortly before each container is empty, a notification appears. Since the milk is not dispensed through two completely separate systems, cross-contamination is possible.

Backup Milk: Two containers with the same milk. When the first container is empty, the machine automatically switches to the second. This keeps the machine operational and gives you time to refill the first container.



Cup&Cool (narrow)	
Dimensions	Width: 286 mm, depth: 570 mm, height: 587 mm
Weight	35 kg
Milk capacity	1 x 4 litres
Cup capacity	15–66 cups per plate
Energy supply	1L, N, PE: 220-240V~ 50/60Hz = 220W, 10-16A, 3x1 mm ² 2L, PE: 200-220V 2~ 50/60Hz = 220W, 15A, 3x1 mm ²
Colours	Black matt, stainless steel

Cup&Cool combines a cup warmer with a milk cooling unit, saving valuable space on the countertop. When a remaining milk quantity of approximately 0.5 litres is reached in either container, the integrated fill level sensor sends a message to the machine. The integrated lighting in white, red, blue and green provide more stylish options on the countertop. Can only be placed on the left next to the machine or as Centre Milk.



Cup&Cool (wide)	
Dimensions	Width: 367 mm, depth: 570 mm, height: 587 mm
Weight	39 kg
Milk capacity	1 x 9.5 litres
Cup capacity	22-80 cups per plate
Energy supply	1L, N, PE: 220-240V~ 50/60Hz = 220W, 10-16A, 3x1 mm ² 2L, PE: 200-220V 2~ 50/60Hz = 220W, 15A, 3x1 mm ²
Colours	Black matt, stainless steel



Flavour Point	
Dimensions	Width: 218 mm, depth: 326 mm, height: 488 mm
Weight	19 kg
Syrup capacity	4 bottles (+2 reserve)

The Flavour Point syrup station adds variety to any beverage menu: It can be filled with a total of up to four types of syrup, meaning there are no limits to creative beverage recipes. The recipes can be stored directly in the coffee machine system and prepared fully automatically by touching the corresponding beverage symbol. The Flavour Point syrup station is situated under the counter.



ProCare (left or right)	
Dimensions	Width: 120 mm, depth: 583 mm, height: 459 mm
Weight	8 kg
Capacity	Acidic cleaning agent: 600 g Alkaline cleaning agent: 600 g
Energy supply	1/N/PE 50/60 Hz 100-240 V AC
Colours	Black

How ProCare works


ProCare uses a two-component system (patent pending) that works with two types of cleaning agent: **acidic (red)** and **alkaline (blue)** – each supplied in separate powder bags. Each bag contains 600g cleaning agent in powder which dissolves into 6l of cleaning solution – and offers up to 100 cleaning cycles, programmable in time.

Two-stage cleaning process:

- 1. System cleaning**
Cycle: Daily
How: Autonomous
What: All systems
- 2. Milk refilling**
Cycle: On demand
How: Plug and clean
What: Last mile rinsing*

* From the last centimeter of the milk hose to the junction of the cleaning agent





Cup warmer (narrow)	
Dimensions	Width: 286 mm, depth: 547 mm, height: 587 mm
Weight	30 kg
Cup capacity	15–66 cups per plate
Energy supply	1L, N, PE: 220-240V 50/60Hz = 220W, 10-16A, 3x1 mm ² 2L, PE: 200-220V 2" 50/60Hz = 220W, 15A, 3x1 mm ²
Colours	Black matt, stainless steel

The illuminated cup warmers are the perfect visual setting for cups and glasses. They warm them to the ideal temperature, so you can serve the prepared coffee specialities with the perfect temperature and taste during daily operations. Thanks to their surfaces made of shatterproof glass and high-quality stainless steel, they are also easy to clean. Can be placed on the left and right next to the machine.

The cup warmers (narrow and wide) are compatible with all Schaerer coffee machines (except the Schaerer Barista).

Cup warmer (wide)	
Dimensions	Width: 367 mm, depth: 547 mm, height: 587 mm
Weight	34 kg
Cup capacity	22–80 cups per plate
Energy supply	1L, N, PE: 220-240V 50/60Hz = 220W, 10-16A, 3x1 mm ² 2L, PE: 200-220V 2" 50/60Hz = 220W, 15A, 3x1 mm ²
Colours	Black matt, stainless steel

Cup dispenser	
Dimensions	Width: 140 mm, depth: 400 mm, height: 560 mm
Weight	8 kg
Colours	Black matt

Für den Verkauf von «Coffee to go» sind Pappbecher eine bewährte Option. Der Becherspender von Schaerer eignet sich ideal für den Selbstbedienungsbetrieb und kann drei Becherstapel fassen und bietet zudem Raum, um Zucker und Rührstäbchen aufzubewahren. So sind die Becher für die Gäste immer griffbereit und können schnell nachgefüllt werden.

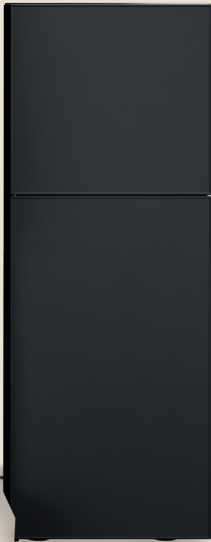
Der Becherspender ist für alle Kaffeemaschinen kompatibel.

Schaerer Coffee Skye.

Choose your spot. Give your best everywhere.



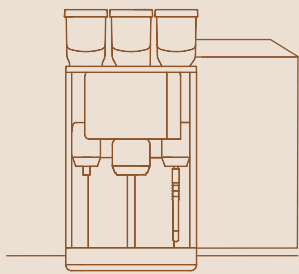
Schaerer Coffee Skye
with side cooling unit, 1 x 10 litres



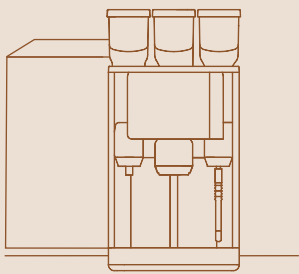
Side cooling unit, 1 x 7 litres



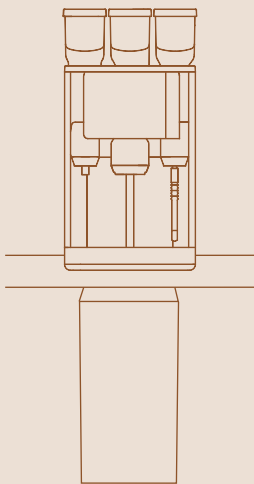
Placement options.



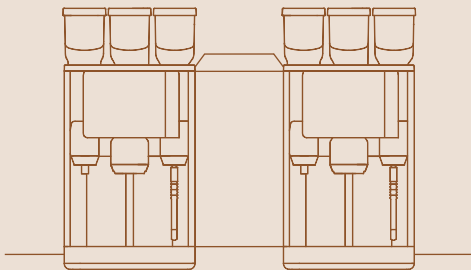
Right side cooling unit, 1 x 10 litres



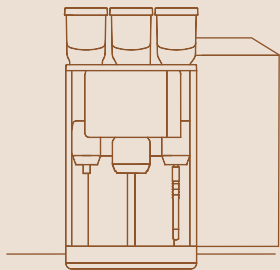
Left side cooling unit, 1 x 10 litres



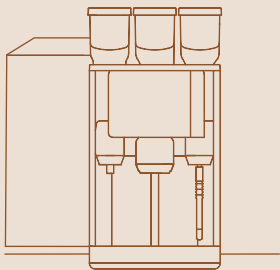
Under-counter cooling unit, 1 x 10 litres



Centre Milk, 1 x 10 litres



Right side cooling unit, 1 x 7 litres



Left side cooling unit, 1 x 7 litres

*Also available for use with Twin Milk or Backup Milk

Application options.



Side cooling unit on the right or left of the machine.

Dimensions	Width: 250 mm, depth: 393 mm, height: 569 mm
Weight	16 kg
Milk capacity	1 x 10 litres
Power supply	1L, N, PE: 220-240V~ 50/60Hz = 150W, 10-16A
Colours	Black matt or stainless steel

The external cooling unit allows for the storage of up to 10 litres of fresh milk. When a beverage is prepared, the Schaerer Coffee Skye draws the required milk directly from the cooling unit, which can be placed to the right or left of the machine.



Centre Milk*

Dimensions	Width: 250 mm, depth: 393 mm, height: 569 mm
Weight	16 kg
Milk capacity	1 x 10 litres
Colours	Black matt or stainless steel

The external cooling unit makes it possible to store up to 10 litres of fresh milk. When a beverage is prepared, the Schaerer Coffee Skye drawsthe required milk directly from the cooling unit, which, to save space, is placed between two machines instead of one cooling unit per machine.



Under-counter cooling unit

Dimensions	Width: 250 mm, depth: 393 mm, height: 569 mm
Weight	16 kg
Milk capacity	1 x 10 litres
Power supply	1L, N, PE: 220-240V~ 50/60Hz = 150W, 10-16A
Colours	Black matt

The external cooling unit makes it possible to store up 10 litres of fresh milk. When a beverage is prepared, the Schaerer Coffee Skye draws the required milk directly from the cooling unit, which is placed under the counter to save space.



Side cooling unit on the right or left of the machine , 1 x 7 Liter

Dimensions	Width: 195 mm, depth: 435 mm, height: 500 mm
Weight	17 kg
Milk capacity	1 x 7 litres
Power supply	220-240V/50Hz 220V/60Hz [optional 115Vac - 60Hz]
Colours	Black

The external cooling unit holds up to 7 litres of fresh milk. The cooling unit can be stored in a spare space on the side (right and left possible).



Cup dispenser

Dimensions	Width: 140 mm, depth: 400 mm, height: 560 mm
Weight	8 kg
Colours	Black matt

Paper cups are the classic option for coffee to go. The Schaerer cup dispenser is ideal for self-service mode, can hold three stacks of cups in different sizes and also provides space to store sugar and stirrers. This means cups are always at hand for guests and can be refilled quickly.

The cup dispenser is compatible with all Schaerer coffee machines (except the Schaerer Barista).



Cup&Cool (narrow)

Dimensions	Width: 286 mm, depth: 570 mm, height: 587 mm
Weight	35 kg
Milk capacity	1 x 4 litres
Cup capacity	15–66 cups per plate
Energy supply	1L, N, PE: 220-240V" 50/60Hz = 220W, 10-16A, 3x1 mm ² 2L, PE: 200-220V 2" 50/60Hz = 220W, 15A, 3x1 mm ²
Colours	Black matt, stainless steel

Cup&Cool combines a cup warmer with a milk cooling unit, saving valuable space on the countertop. When a remaining milk quantity of approximately 0.5 litres is reached in either container, the integrated fill level sensor sends a message to the machine. The integrated lighting in white, red, blue and green provide more stylish options on the countertop. Can only be placed on the left next to the machine or as Centre Milk.

Cup&Cool (wide)

Dimensions	Width: 367 mm, depth: 570 mm, height: 587 mm
Weight	39 kg
Milk capacity	1 x 9.5 litres
Cup capacity	22-80 cups per plate
Energy supply	1L, N, PE: 220-240V" 50/60Hz = 220W, 10-16A, 3x1 mm ² 2L, PE: 200-220V 2" 50/60Hz = 220W, 15A, 3x1 mm ²
Colours	Black matt, stainless steel



Cup warmer (narrow)	
Dimensions	Width: 286 mm, depth: 547 mm, height: 587 mm
Weight	30 kg
Cup capacity	15–66 cups per plate
Energy supply	1L, N, PE: 220–240V 50/60Hz = 220W, 10–16A, 3x1 mm ²
Colours	Black matt, stainless steel

The illuminated cup warmers are the perfect visual setting for cups and glasses. They warm them to the ideal temperature, so you can serve the prepared coffee specialities with the perfect temperature and taste during daily operations. Thanks to their surfaces made of shatterproof glass and high-quality stainless steel, they are also easy to clean. Can be placed on the left and right next to the machine.

The cup warmers (narrow and wide) are compatible with all Schaerer coffee machines (except the Schaerer Barista).

Cup warmer (wide)	
Dimensions	Width: 367 mm, depth: 547 mm, height: 587 mm
Weight	34 kg
Cup capacity	22–80 cups per plate
Energy supply	1L, N, PE: 220–240V 50/60Hz = 220W, 10–16A, 3x1 mm ²
Colours	Black matt, stainless steel

Schaerer Coffee Club.



*Your entry-level machine for the world of professional coffee enjoyment:
Full performance in a compact size.*

Matching optional accessories.



Side cooling unit with cooling room thermostat (left)	
Dimensions	Width: 250 mm, depth: 393 mm, height: 569 mm
Weight	16 kg
Milk capacity	1 x 3.5 litres
Power supply	1L, N, PE: 220–240V 50/60Hz = 150W, 10–16A
Colours	Black matt

The external cooling unit has a milk container with a capacity of 3.5 litres. When a beverage is prepared, the required milk is drawn directly from the cooling unit, which is placed on the left next to the machine to save space.

Side cooling unit	
Dimensions	Width: 250 mm, depth: 393 mm, height: 569 mm
Weight	16 kg
Milk capacity	1 x 3.5 litres
Power supply	1L, N, PE: 220–240V 50/60Hz = 150W, 10–16A
Colours	Black matt



We love it *your way.*



Coffee competence

Our long established Coffee Competence is at your service, just call on us for any advice.



Flexibility

We support your business through our flexible offer, because we love it your way.



Swiss

As a Swiss technology company, we commit to impeccable quality and performance.

Headquarters

Schaerer Ltd.

Niedermattstrasse 3
4528 Zuchwil
Switzerland
info@schaerer.com

Discover the worldwide Schaerer network and our comprehensive coffee expertise no matter where you are! We have subsidiaries and partners in more than 70 countries in Europe, America, Africa, Asia and the Pacific region.

Find a contact near you:
[schaerer.com](https://www.schaerer.com)

Schaerer – a Groupe SEB company